



Landscaping for Home Security


Vincent J. Mannino,
County Extension Directory
Fort Bend County, Texas

TEXAS A&M
AGRILIFE
EXTENSION

History of Landscaping for Security

Landscaping with security in mind is a very old concept. It's as old as the feeling of insecurity itself.

- ◉ walled gardens of Islam
- ◉ walled homes and gardens of Greece and Rome



History of Landscaping for Security

- The great estates of the European nobility were designed to put distance between the common man and the aristocracy.



History of Landscaping for Security

- The swept yards of the rural, Southern United States were also security devices.



Why Landscaping for Security

The first thing we might consider is the plants in our landscape. Here the idea is simple.

- Make the intruder feel uncomfortable as he scrambles over our fence and tries to climb in our windows.
- Try to discourage him/her.



Landscaping and Yard Security

- ❖ To avoid getting caught, intruders look for property they can get into and out of quickly.
- ❖ A few alterations to your landscaping can be enough to put off intruders.



Landscaping and Yard Security

- ❖ The ideal target is a house surrounded by large hedges and shrubs, which hamper visibility from the street & neighbors and pose no threat to intruders.



Landscaping and Yard Security

- ❖ Trim shrubbery and trees so doors and windows are visible to neighbors, and from the street.
- ❖ Prune trees so they can't help a thief climb in second floor windows.
- ❖ Place trellises where they can't be used as ladders.



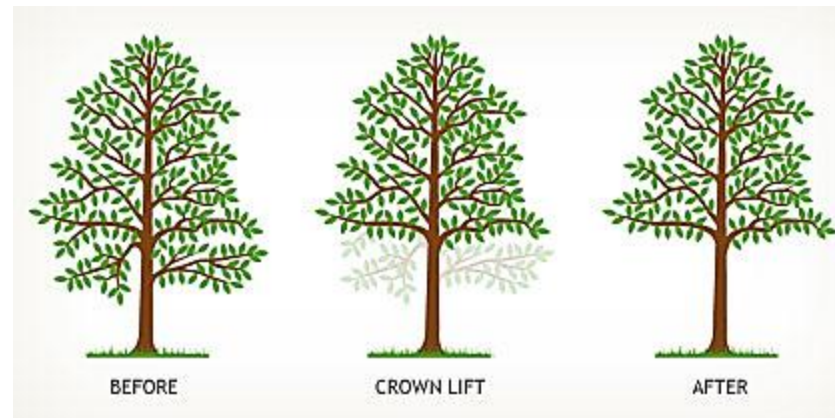
Landscaping and Yard Security

- ❖ Shrubbery within four feet of any sidewalks, driveways, doors or gates, should be maintained at a height of not more than two feet.
- ❖ Plants between four and eight feet of any sidewalks, driveways, doors, or gates, should be maintained at a height of not more than four feet.



Landscaping and Yard Security

- ❖ Plants under windows should be maintained at a height that is below the window sill.
- ❖ Trees should be trimmed so that the lower branches are more than six feet off the ground.



Landscaping and Yard Security

- ❖ Place large gauge gravel on the ground near windows. The noise caused by intruders walking on it can become a psychological deterrent.



- ❖ **DO NOT** place river rocks or other items near glass windows or doors. You do not want to provide the burglar with his tools!



What Plants Should We Consider?

- The common and most obvious suggestion would be plants with thorns.
 - Barberry,
 - Chinese Horned Holly,
 - Oregon grape,
 - Pyracantha. These can be planted next to and beneath windows to discourage unwanted visitors.
 - Viciously pointed yuccas like the Spanish Bayonet and the Spanish Dagger, as their name implies, have obvious uses.
 - Well-armed trees like the Trifoliate Orange,
 - Parsley Hawthorn,
 - Honey Locust and Mesquite can be planted along fence lines and walls

Use Thorny Plants

1. Barberry
2. Rose
3. Chinese horn holly
4. Grape holly Mahonia



Use Thorny Plants

1. Yucca
2. Trifoliate orange
3. pyracantha



Use Thorny Plants

1. Parsley hawthorne
2. Honey locust
3. Mesquite
4. Jerusalem thorn



Disadvantages of Thorns

- ⦿ May very well be unpleasant to an intruder, they will also be unpleasant to you.
- ⦿ Hawthorn, Mesquite, and Honey Locust trees can prove to be a terror to lawn mowers with pneumatic tires.
- ⦿ Yuccas, although very beautiful plants and good tools for creating interesting textures in the landscape, can be quite dangerous.
- ⦿ Pyracanthas, Barberries, and Chinese Hollies are very sticky plants. Pruning and maintaining them requires heavy gloves.



Limited or Direct Access to Yards

Intruders look for no, or few obstacles blocking quick exits.

- ⦿ Fences prevent burglars from carrying away large items if the gates are locked.
- ⦿ Gates should be locked at all times, even when you are home!
- ⦿ Ladders and tools should be stored in a garage or storage shed, and these areas should be locked.




The Clayton™



Choosing a Fence

Choosing the right type fence for your fencing projects can be difficult.

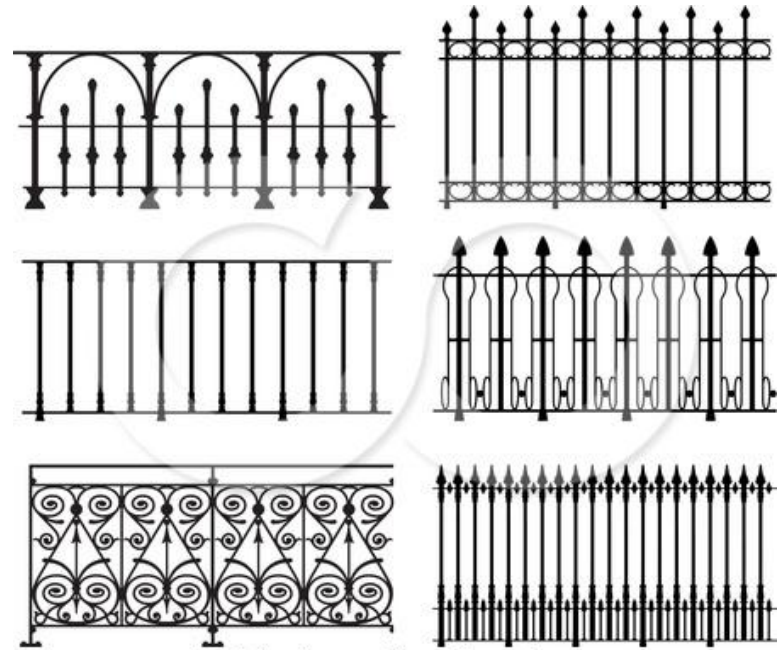
- ⦿ Wood or stockade
- ⦿ Vinyl – many styles



Choosing a Fence

Choosing the right type fence for your fencing projects can be difficult.

- Wrought iron
 - many styles, steel or aluminum
- Chain-link
 - galvanized, painted, vinyl coated



© Frisko * www.ClipartOf.com/89350



Choosing a Fence

Important considerations:

- ⦿ Consider home style
- ⦿ Consider landscape plantings & design
- ⦿ Consider needed fence height
- ⦿ Consider fence “topping”
- ⦿ Consider type of gate, latch & locking system.



STAY SAFE!



Questions?